

Malaysian & ASEAN M&A Market Review

1 Jan – 31 Dec 2016

MALAYSIA ANNOUNCED M&A ADVISOR RANKING – 1 Jan – 31 Dec 2016

Rank	Advisor Parent	\$m	No.	%Shr	FY 15 Rank
1	Goldman Sachs	5,938	3	22.9	14
2	State Bank of India	5,596	1	21.6	-
3	AmlInvestment Bank Bhd	3,127	11	12.1	5
4	JPMorgan	2,835	3	11.0	8
5	CIMB Group	2,349	22	9.1	4
6	RHB Capital Bhd	2,118	25	8.2	7
7	China International Capital Corp Ltd	1,738	1	6.7	-
8	Maybank	1,203	10	4.7	1
9	UBS	1,052	1	4.1	6
10	Somerley Group Ltd	1,052	1	4.1	-

MALAYSIA COMPLETED M&A ADVISOR RANKING – 1 Jan – 31 Dec 2016

Rank	Advisor Parent	\$m	No.	%Shr	FY 15 Rank
1	Maybank	5,011	14	22.9	5
2	JPMorgan	4,375	5	20.0	14
3	HSBC	4,034	2	18.4	32
4	Rothschild & Co	3,859	1	17.6	-
5	CIMB Group	3,524	24	16.1	3
6	UBS	2,672	3	12.2	-
7	RHB Capital Bhd	2,543	20	11.6	1
8	AmlInvestment Bank Bhd	2,215	21	10.1	8
9	China International Capital Corp Ltd	1,738	1	7.9	-
10	Delta Partners FZ LLC	1,365	1	6.2	-

ASEAN ANNOUNCED M&A ADVISOR RANKING – 1 Jan – 31 Dec 2016

Rank	Advisor Parent	\$m	No.	%Shr	FY 15 Rank
1	Credit Suisse	13,932	21	11.4	18
2	JPMorgan	13,677	17	11.2	2
3	Goldman Sachs	13,229	13	10.9	16
4	Morgan Stanley	11,357	13	9.3	20
5	Maybank	7,769	16	6.4	5
6	Bank of America Merrill Lynch	7,519	9	6.2	1
7	BNP Paribas	6,940	7	5.7	12
8	Rothschild & Co	6,728	9	5.5	14
9	HSBC	6,506	6	5.3	6
10	Credit Agricole CIB	6,421	4	5.3	76

ASEAN COMPLETED M&A ADVISOR RANKING – 1 Jan – 31 Dec 2016

Rank	Advisor Parent	\$m	No.	%Shr	FY 15 Rank
1	Maybank	17,857	21	16.0	17
2	JPMorgan	17,764	19	15.9	4
3	HSBC	15,731	11	14.1	24
4	Credit Suisse	11,967	18	10.7	13
5	Citi	11,466	10	10.3	3
6	Morgan Stanley	11,457	16	10.3	28
6	BNP Paribas	10,729	7	9.6	87
8	Rothschild & Co	10,487	9	9.4	40
9	Goldman Sachs	9,523	15	8.5	26
10	Bank of America Merrill Lynch	7,477	9	6.7	1

ASIA PACIFIC (EX. JAPAN) ANNOUNCED M&A ADVISOR RANKING – 1 Jan – 31 Dec 2016

Rank	Advisor Parent	\$m	No.	%Shr	FY 15 Rank
1	Goldman Sachs	150,403	92	13.7	1
2	UBS	144,346	65	13.1	6
3	JPMorgan	133,838	57	12.2	5
4	China International Capital Corp Ltd	130,300	47	11.9	9
5	Credit Suisse	116,967	75	10.6	10
6	Morgan Stanley	107,495	71	9.8	2
7	HSBC	72,933	27	6.6	4
8	Citi	65,159	66	5.9	8
9	Macquarie Group	59,608	72	5.4	18
10	Bank of America Merrill Lynch	58,611	49	5.3	3

ASIA PACIFIC (EX. JAPAN) COMPLETED M&A ADVISOR RANKING – 1 Jan – 31 Dec 2016

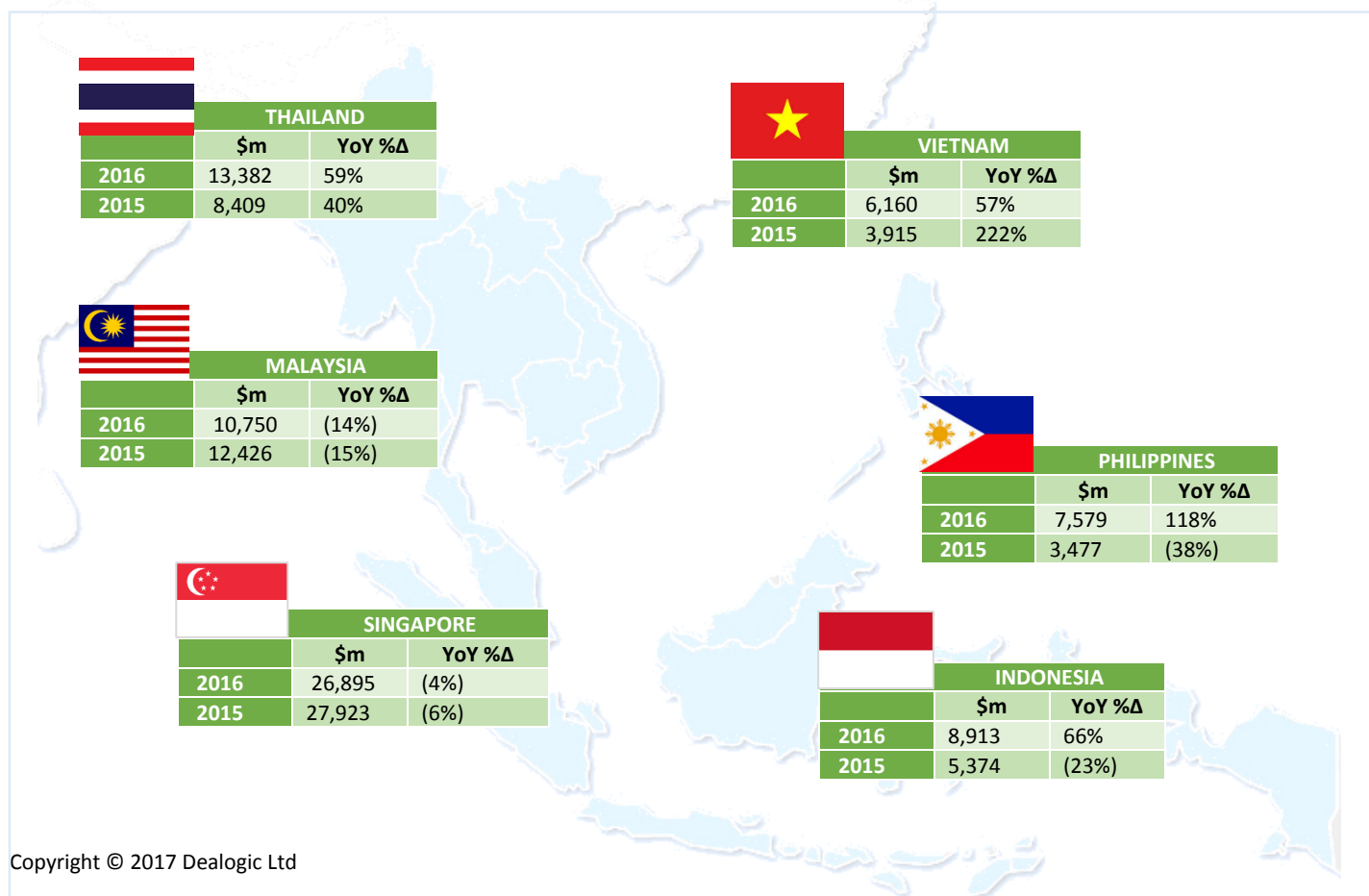
Rank	Advisor Parent	\$m	No.	%Shr	FY 15 Rank
1	Goldman Sachs	124,913	93	12.7	1
2	Morgan Stanley	113,751	76	11.5	4
3	UBS	96,351	72	9.8	5
4	JPMorgan	82,161	67	8.3	10
5	China International Capital Corp Ltd	71,522	51	7.3	3
6	Credit Suisse	67,376	72	6.8	12
7	Citi	63,737	75	6.5	9
8	Bank of America Merrill Lynch	53,410	45	5.4	2
9	CITIC Securities	52,863	41	5.4	15
10	Macquarie Group	46,386	66	4.7	23

Note: all \$ figures are denominated in US dollars. Asia Pacific includes North Asia, ASEAN, Australasia and Indian sub-continent.

ASEAN-TARGETED ANNOUNCED M&A VOLUME BY FULL YEAR



ASEAN ANNOUNCED M&A VOLUME BY TOP TARGET NATIONS – 1 Jan – 31 Dec 2016



TOP 5 MALAYSIA-TARGETED ANNOUNCED M&A TRANSACTIONS – Q4 2016

Announced	Completed	Target	Acquiror	All Advisors	Acquiror Nation	\$m
20th Oct 2016		TF AMD Microelectronics (Penang) Sdn Bhd (40.4855%) Suzhou Tongfu AMD Semiconductor Co Ltd	Nantong Fujitsu Microelectronics Co Ltd	China Merchants Securities Co Ltd	China	285
22nd Dec 2016		Property Portfolio (5 adjoining parcels of freehold land)	SP Setia Bhd		Malaysia	139
11th Nov 2016		Hospitals (Remaining 50.1% stake in Mahokta Medical Centre and remaining 39.2% stake in Regency Specialist Hospital)	Health Management International Ltd	Credit Suisse (Singapore) Ltd	Singapore	131
5th Oct 2016	5th Dec 2016	Property Portfolio (Cap Square Tower)	Kumpulan Wang Persaraan (Diperbadankan)		Malaysia	124
17th Oct 2016		Danum Sinar Sdn Bhd (60%)	Puncak Niaga Holdings Bhd	CIMB Investment Bank Bhd	Malaysia	106


TOP 5 ASEAN-TARGETED ANNOUNCED M&A TRANSACTIONS – Q4 2016

Announced	Completed	Target	Target Nation	Acquiror	All Advisors	\$m
11th Nov 2016		Property Portfolio (Parcel of Central Boulevard)	Singapore	IOI Properties Group Bhd	AmInvestment Bank Bhd	1,831
4th Oct 2016	27th Dec 2016	GNPower Mariveles Coal Plant Co Ltd (2 GW coal-fired power generation portfolio)	Philippines	Aboitiz Power Corp	Nomura International plc Jefferies LLC Rothschild & Co SCA Standard Chartered Bank	1,197
3rd Nov 2016		Super Group Ltd (Singapore)	Singapore	JAB Holding Co SARL	Evercore Partners Inc	1,044
14th Oct 2016		Goodwood Park Hotel Ltd (75.7625%)	Singapore	Hotel Holdings (Pte) Ltd	PrimePartners Corporate Finance Pte Ltd DBS	1,012
24th Oct 2016		Heptagon Micro Optics Pte Ltd	Singapore	ams AG	Evercore Partners Inc	855


About Dealogic

Dealogic offers integrated content, analytics, and technology via targeted products and services to top financial firms worldwide. Whether working in capital markets, sales and trading, banking, or compliance, firms rely on the Dealogic platform to connect and more effectively identify opportunities, execute deals, and manage risk. With more than 30 years' experience and a deep understanding of financial markets, Dealogic is the most trusted partner globally.

If you have any queries regarding this market review, please reach out to globalinfo@dealogic.com, visit our website, or contact any of our offices below.

 dealogic.com

 twitter.com/dealogic

 [linkedin.com/company/dealogic](https://www.linkedin.com/company/dealogic)



New York
(+1) 212 577 4400

Tokyo
(+813) 6731 2000

Budapest
(+36) 1 411 8500

London
(+44) 20 7440 6000

Sydney
(+61) 2 8249 4438

Sao Paulo
(+55) 11 3443 6303

Hong Kong
(+852) 3698 4700

Mumbai
(+91) 22 6162 3032

Beijing
(+86) 10 6535 0338