

# Malaysian & ASEAN M&A Market Review

## Full Year 2013

### MALAYSIA ANNOUNCED M&A ADVISOR RANKING – FULL YEAR 2013

Rank	Advisor Parent	\$m	No.	%Shr	FY'12 Rank
1	RHB Capital Bhd	4,276	33	18.6	9
2	AmInvestment Bank Bhd	3,948	18	17.1	16
3	CIMB Group	3,612	16	15.7	2
4	Bank of America Merrill Lynch	3,379	6	14.7	4
5	Goldman Sachs	2,347	2	10.2	1
6	Maybank	1,457	11	6.3	3
7	Hong Leong Financial Group Bhd	1,433	12	6.2	15
8	Kenanga Investment Bank Bhd	1,195	13	5.2	20
9	Lazard	1,117	2	4.9	40
10	KAF Investment Bank Bhd	861	14	3.7	58

### MALAYSIA COMPLETED M&A ADVISOR RANKING – FULL YEAR 2013

Rank	Advisor Parent	\$m	No.	%Shr	FY'12 Rank
1	CIMB Group	6,751	18	29.8	2
2	Maybank	5,164	10	22.8	4
3	Goldman Sachs	3,975	2	17.5	1
4	RHB Capital Bhd	3,021	36	13.3	8
5	Morgan Stanley	2,982	3	13.2	11
6	ING	2,526	1	11.2	63
7	AmInvestment Bank Bhd	2,176	15	9.6	7
8	Bank of America Merrill Lynch	1,796	5	7.9	3
9	M&A Securities Sdn Bhd	1,716	3	7.6	19
10	Hong Leong Financial Group Bhd	1,546	13	6.8	16

### ASEAN ANNOUNCED M&A ADVISOR RANKING – FULL YEAR 2013

Rank	Advisor Parent	\$m	No.	%Shr	FY'12 Rank
1	Macquarie Group	15,278	14	12.4	45
2	Goldman Sachs	14,051	14	11.4	1
3	Bank of America Merrill Lynch	13,452	17	10.9	14
4	Phatra Securities pcl	12,637	5	10.3	78
5	Credit Suisse	11,702	17	9.5	8
6	Lazard	10,603	8	8.6	31
7	JPMorgan	10,388	13	8.4	3
8	HSBC	9,115	9	7.4	2
9	Maybank	8,036	16	6.5	5
10	KPMG Corporate Finance	6,991	11	5.7	32

### ASEAN COMPLETED M&A ADVISOR RANKING – FULL YEAR 2013

Rank	Advisor Parent	\$m	No.	%Shr	FY'12 Rank
1	HSBC	25,819	10	18.8	8
2	JPMorgan	22,970	15	16.7	15
3	Goldman Sachs	20,226	15	14.7	1
4	Maybank	19,985	15	14.5	7
5	Morgan Stanley	15,782	14	11.5	5
6	UBS	15,150	14	11.0	9
7	Credit Suisse	12,397	22	9.0	6
8	Phatra Securities pcl	12,244	4	8.9	35
9	Citi	10,372	10	7.5	11
10	Bank of America Merrill Lynch	10,018	16	7.3	3

### ASIA PACIFIC (EX-JAPAN) ANNOUNCED M&A ADVISOR RANKING – FULL YEAR 2013

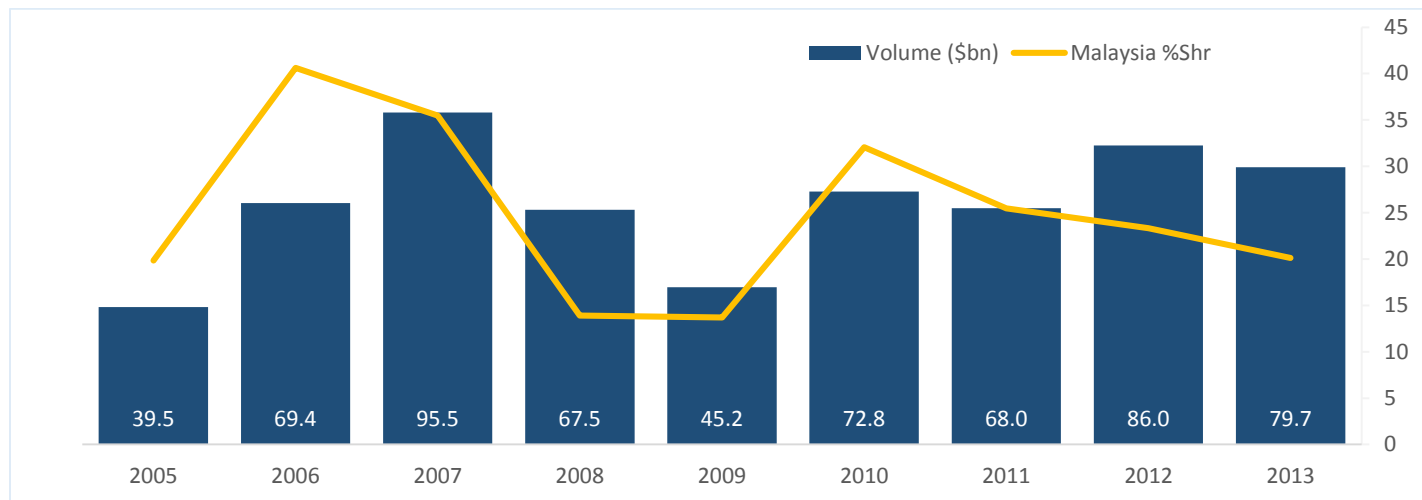
Rank	Advisor Parent	\$m	No.	%Shr	FY'12 Rank
1	UBS	68,531	81	10.8	6
2	Morgan Stanley	62,337	59	9.8	3
3	Goldman Sachs	59,995	94	9.5	1
4	JPMorgan	55,702	57	8.8	4
5	Bank of America Merrill Lynch	45,310	41	7.1	12
6	Credit Suisse	43,709	48	6.9	5
7	Citi	42,690	42	6.7	2
8	Deutsche Bank	40,445	38	6.4	8
9	Macquarie Group	36,532	52	5.8	14
10	HSBC	29,042	31	4.6	7

### ASIA PACIFIC (EX-JAPAN) COMPLETED M&A ADVISOR RANKING – FULL YEAR 2013

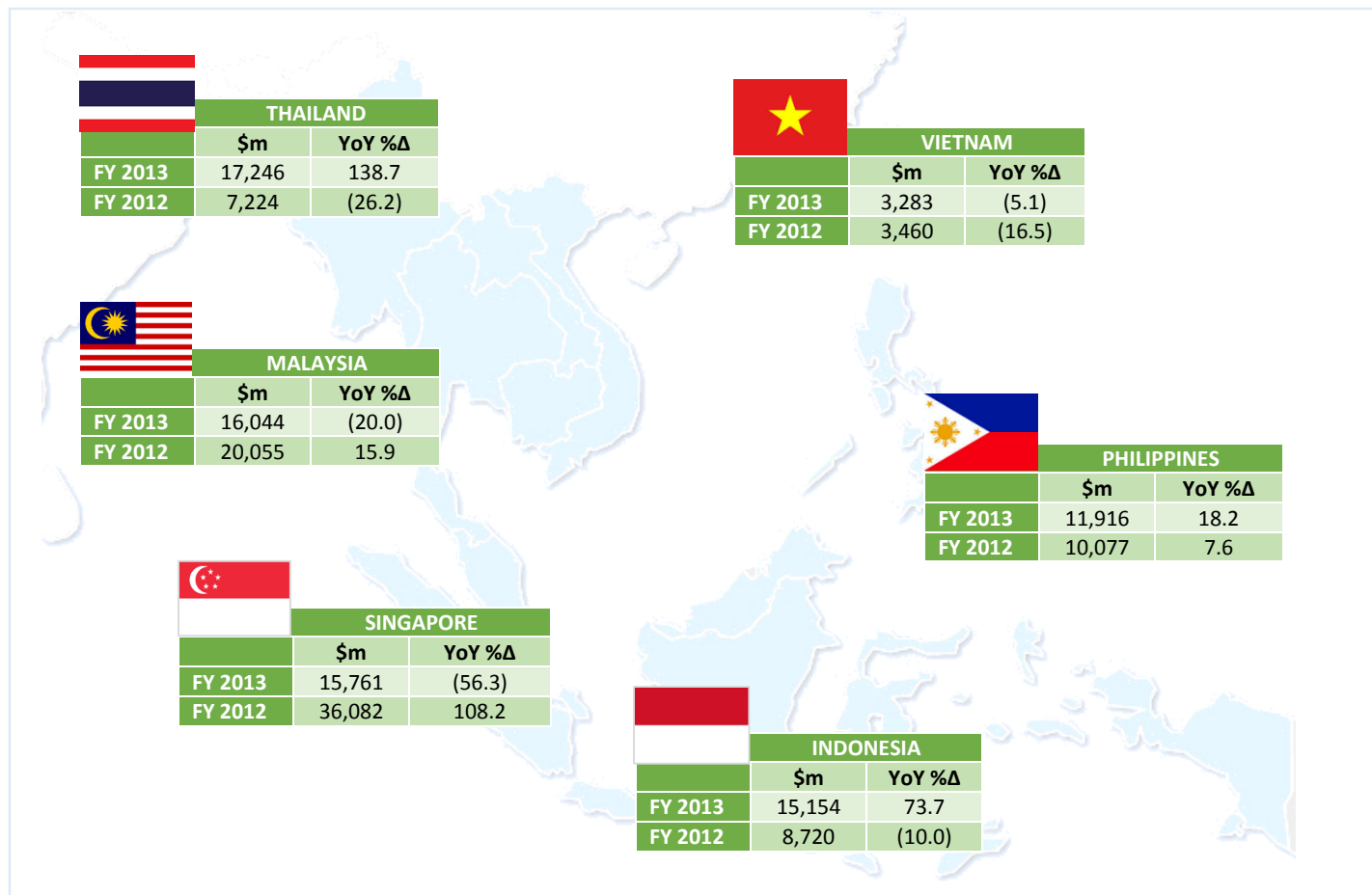
Rank	Advisor Parent	\$m	No.	%Shr	FY'12 Rank
1	Goldman Sachs	83,768	96	13.6	1
2	JPMorgan	62,760	64	10.2	6
3	Citi	61,416	52	10.0	4
4	Morgan Stanley	61,290	61	10.0	5
5	UBS	56,512	80	9.2	2
6	HSBC	41,466	30	6.8	10
7	Credit Suisse	38,286	54	6.2	3
8	Barclays	33,873	34	5.5	23
9	Macquarie Group	27,504	49	4.5	7
10	Bank of America Merrill Lynch	27,189	38	4.4	9

Note: all \$ figures are denominated in US dollars. Asia Pacific includes North Asia, ASEAN, Australasia and Indian sub-continent.

## ASEAN-TARGETED ANNOUNCED M&A VOLUME BY FULL YEAR



## ASEAN ANNOUNCED M&A VOLUME BY TOP TARGET NATIONS – FULL YEAR 2013



### TOP 5 MALAYSIA-TARGETED ANNOUNCED M&A TRANSACTIONS – FULL YEAR 2013

Announced	Completed	Target	Acquiror	Acquiror Nation	All Advisors	\$m
14-May-13	15-Jan-14	IOI Properties Group Bhd (65.7715%)	Existing Shareholders	Malaysia	RHB Capital Bhd; AmInvestment Bank Bhd	2,241
5-Jul-13	18-Dec-13	Jimah Energy Ventures Holdings Sdn Bhd (75%)	1Malaysia Development Bhd	Malaysia	Goldman Sachs	1,449
22-Oct-13	11-Feb-14	Newfield Malaysia Holding Inc	SapuraKencana Petroleum Bhd	Malaysia	Goldman Sachs; Bank of America Merrill Lynch	898
1-Aug-13	19-Dec-13	Bank Islam Malaysia Bhd (39.49%)	BIMB Holdings Bhd	Malaysia	Bank Islam Malaysia Bhd; AmInvestment Bank Bhd	713
11-Oct-13	27-Dec-13	Felda Holdings Bhd (51%)	Felda Global Ventures Holdings Bhd	Malaysia	CIMB Group	688


### TOP 5 ASEAN-TARGETED ANNOUNCED M&A TRANSACTIONS – FULL YEAR 2013

Announced	Completed	Target	Target Nation	Acquiror	All Advisors	\$m
23-Apr-13	8-Aug-13	Siam Makro pcl (97.88%)	Thailand	CP All pcl	HSBC; Phatra Securities pcl; UBS; Siam Commercial Bank; Maybank	6,449
31-May-13	25-Oct-13	SM Development Corp (34.82%); Highlands Prime Inc (71.45%); SM Investments Corp (real estate companies and properties); SM Land Inc (63.24%)	Philippines	SM Prime Holdings Inc	BDO Capital & Investment Corp; JPMorgan; Macquarie Group; KPMG Corporate Finance	6,142
2-Jul-13	18-Dec-13	Bank of Ayudhya pcl (72.0054%)	Thailand	Mitsubishi UFJ Financial Group Inc	Deutsche Bank; Morgan Stanley; Advisory Plus Co Ltd; Bank of America Merrill Lynch; Phatra Securities pcl	5,503
14-May-13	15-Jan-14	IOI Properties Group Bhd (65.7715%)	Malaysia	Existing Shareholders	RHB Capital Bhd; AmInvestment Bank Bhd	2,241
30-Sep-13	11-Dec-13	Manila Electric Co - Meralco (27.1218%)	Philippines	JG Summit Holdings Inc	Credit Suisse	1,662


## About Dealogic

Dealogic offers integrated content, analytics, and technology via targeted products and services to top financial firms worldwide. Whether working in capital markets, sales and trading, banking, or compliance, firms rely on the Dealogic platform to connect and more effectively identify opportunities, execute deals, and manage risk. With more than 30 years' experience and a deep understanding of financial markets, Dealogic is the most trusted partner globally.

If you have any queries regarding this market review, please reach out to [globalinfo@dealogic.com](mailto:globalinfo@dealogic.com), visit our website, or contact any of our offices below.

 [dealogic.com](http://dealogic.com)

 [twitter.com/dealogic](https://twitter.com/dealogic)

 [linkedin.com/company/dealogic](https://www.linkedin.com/company/dealogic)



**New York**  
(+1) 212 577 4400

**Tokyo**  
(+813) 6731 2000

**Budapest**  
(+36) 1 411 8500

**London**  
(+44) 20 7440 6000

**Sydney**  
(+61) 2 8249 4438

**Sao Paulo**  
(+55) 11 3443 6303

**Hong Kong**  
(+852) 3698 4700

**Mumbai**  
(+91) 22 6162 3032

**Beijing**  
(+86) 10 6535 0338