

# Malaysian & ASEAN M&A Market Review

## 1 Jan – 31 Oct 2016

### MALAYSIA ANNOUNCED M&A ADVISOR RANKING – 1 Jan – 31 Oct 2016

Rank	Advisor Parent	\$m	No.	%Shr	1H 15 Rank
1	Goldman Sachs	5,938	3	28.1	-
2	State Bank of India	5,596	1	26.5	-
3	CIMB Group	2,070	21	9.8	2
4	RHB Capital Bhd	1,836	24	8.7	4
5	JPMorgan	1,097	2	5.2	20
6	UBS	1,052	1	5.0	-
6	Somerley Group Ltd	1,052	1	5.0	-
8	Maybank	885	6	4.2	5
9	AmInvestment Bank Bhd	627	7	3.0	1
10	Credit Suisse	557	2	2.6	30

### MALAYSIA COMPLETED M&A ADVISOR RANKING – 1 Jan – 31 Oct 2016

Rank	Advisor Parent	\$m	No.	%Shr	1H 15 Rank
1	Maybank	4,624	8	28.6	4
2	HSBC	4,034	2	25.0	30
3	Rothschild & Co	3,859	1	23.9	-
4	UBS	2,672	3	16.5	-
5	JPMorgan	2,637	4	16.3	13
6	CIMB Group	2,589	16	16.0	7
7	RHB Capital Bhd	1,685	12	10.4	2
8	AmInvestment Bank Bhd	1,683	16	10.4	8
9	Delta Partners FZ LLC	1,365	1	8.5	-
10	Kenanga Investment Bank Bhd	1,056	8	6.5	10

### ASEAN ANNOUNCED M&A ADVISOR RANKING – 1 Jan – 31 Oct 2016

Rank	Advisor Parent	\$m	No.	%Shr	1H 15 Rank
1	Credit Suisse	13,254	17	13.0	13
2	Goldman Sachs	12,208	10	12.0	12
3	Morgan Stanley	9,784	11	9.6	28
4	JPMorgan	9,508	11	9.3	4
5	Maybank	7,264	11	7.1	38
6	Bank of America Merrill Lynch	7,022	8	6.9	1
7	HSBC	6,953	7	6.8	16
8	BNP Paribas	6,927	6	6.8	119
9	Credit Agricole CIB	6,422	4	6.3	65
10	Rothschild & Co	6,111	8	6.0	49

### ASEAN COMPLETED M&A ADVISOR RANKING – 1 Jan – 31 Oct 2016

Rank	Advisor Parent	\$m	No.	%Shr	1H 15 Rank
1	Maybank	17,471	15	20.6	15
2	HSBC	15,731	11	18.5	21
3	JPMorgan	12,697	14	15.0	4
4	Citi	11,095	9	13.1	3
5	BNP Paribas	10,560	5	12.4	76
6	Morgan Stanley	9,883	14	11.6	24
6	Goldman Sachs	9,180	12	10.8	29
8	Rothschild & Co	8,328	6	9.8	35
9	Credit Suisse	8,172	12	9.6	13
10	Bank of America Merrill Lynch	7,481	9	8.8	1

### ASIA PACIFIC (EX. JAPAN) ANNOUNCED M&A ADVISOR RANKING – 1 Jan – 31 Oct 2016

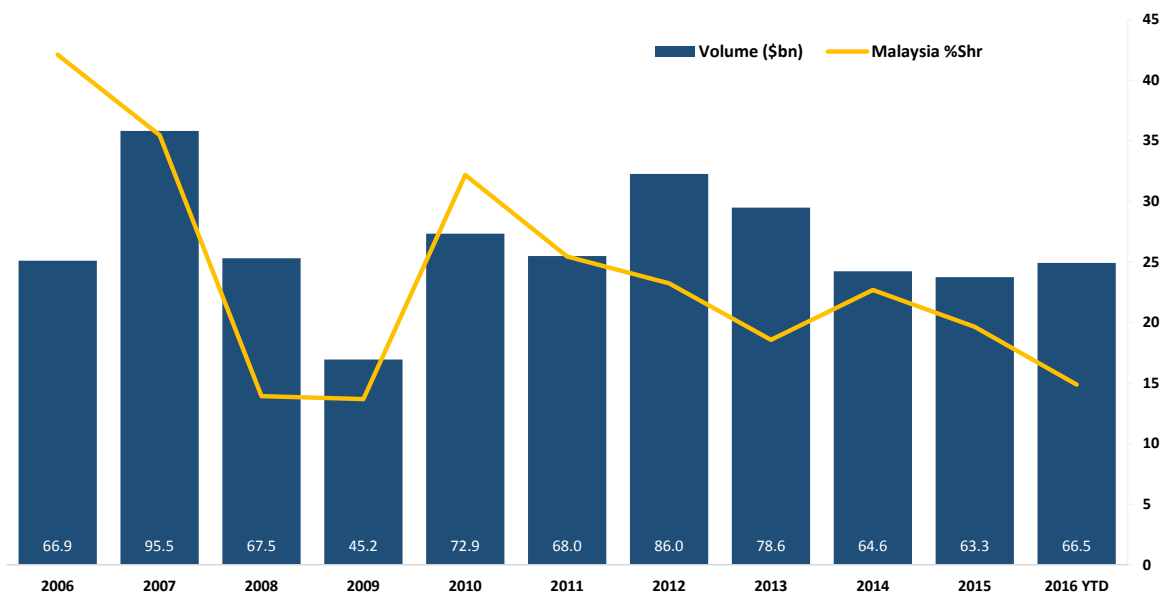
Rank	Advisor Parent	\$m	No.	%Shr	1H 15 Rank
1	Goldman Sachs	145,373	78	16.0	1
2	UBS	140,891	58	15.5	8
3	JPMorgan	117,273	45	12.9	5
4	China International Capital	114,245	36	12.6	11
5	Credit Suisse	113,055	63	12.4	9
6	Morgan Stanley	89,328	61	9.8	2
7	HSBC	68,999	23	7.6	4
8	Citi	58,887	58	6.5	6
9	Bank of America Merrill Lynch	54,806	41	6.0	3
10	CITIC Securities	50,571	32	5.6	13

### ASIA PACIFIC (EX. JAPAN) COMPLETED M&A ADVISOR RANKING – 1 Jan – 31 Oct 2016

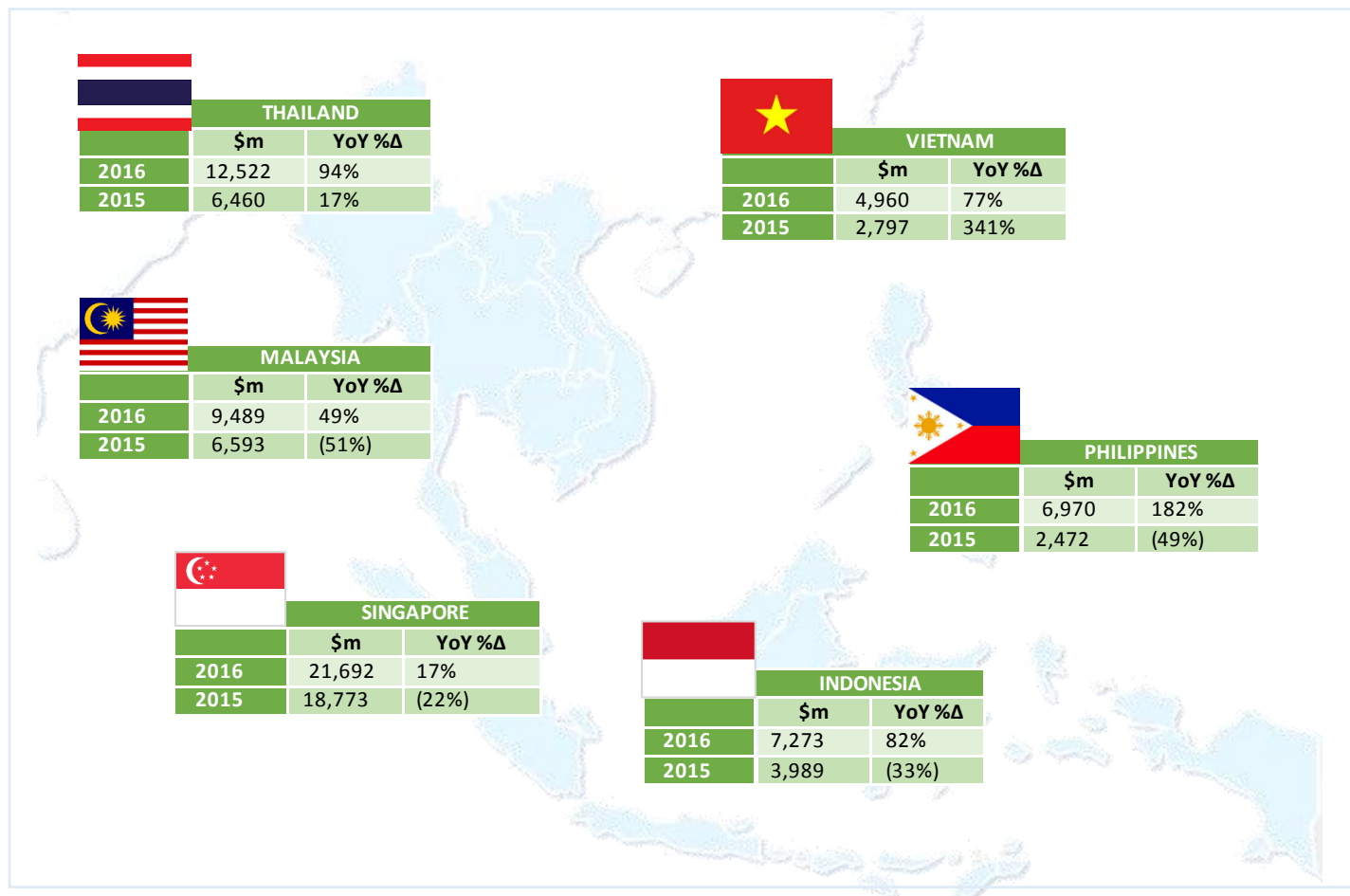
Rank	Advisor Parent	\$m	No.	%Shr	1H 15 Rank
1	Goldman Sachs	86,179	76	12.1	1
2	Morgan Stanley	75,260	60	10.6	3
3	JPMorgan	71,732	55	10.1	10
4	UBS	65,874	54	9.3	4
5	Credit Suisse	53,957	51	7.6	14
6	Citi	45,886	57	6.5	8
7	China International Capital	44,346	32	6.3	6
8	Bank of America Merrill Lynch	40,799	38	5.8	2
9	Macquarie Group	30,932	56	4.4	20
10	CITIC Securities	27,629	27	3.9	17

Note: all \$ figures are denominated in US dollars. Asia Pacific includes North Asia, ASEAN, Australasia and Indian sub-continent.

## ASEAN-TARGETED ANNOUNCED M&A VOLUME BY FULL YEAR



## ASEAN ANNOUNCED M&A VOLUME BY TOP TARGET NATIONS – 1Jan – 31 Oct 2016



### TOP 5 MALAYSIA-TARGETED ANNOUNCED M&A TRANSACTIONS – 1 Jul – 31 Oct 2016

Announced	Completed	Target	Acquiror	All Advisors	Acquiror Nation	\$m
5-Jul-16	5-Oct-16	Nirvana Asia Ltd	CVC Capital Partners Ltd	Malaysia	UBS AG; Sommerley Capital Ltd; JPMorgan Chase	1,052
20-Oct-16		TF AMD Microelectronics (Penang) Sdn Bhd (40.4855%); Suzhou Tongfu AMD Semiconductor Co Ltd	Nantong Fujitsu Microelectronics Co Ltd	China	China Merchants Securities Co Ltd	285
19-Aug-16		Konsortium Lebuhraya Utara-Timur (KL) Sdn Bhd (40%)	Employees Provident Fund (EPF)	Malaysia	Astramina Advisory Sdn Bhd	283
27-Sep-16	27-Sep-16	IHH Healthcare Bhd (1.9998%)	MBK Healthcare Partners Ltd	United Kingdom		251
18-Jul-16		S5 Systems Sdn Bhd	Goodway Integrated Industries Bhd	Malaysia	Maybank Investment Bank Bhd	227


### TOP 5 ASEAN-TARGETED ANNOUNCED M&A TRANSACTIONS – 1 Jul – 31 Oct 2016

Announced	Completed	Target	Target Nation	Acquiror	All Advisors	\$m
18-Jul-16		InterOil Corp (Bid No 2)	Singapore	Exxon Mobil Corp	UBS; Morgan Stanley; Credit Suisse; Morgan Stanley; JPMorgan	2,423
19-Sep-16		Jasmine International pcl (68.93%)	Thailand	Private Investor (Mr Pete Bodharamik)		1,234
4-Oct-16		GNPower Mariveles Coal Plant Co Ltd (2 GW coal-fired power generation portfolio)	Philippines	Aboitiz Power Corp	Nomura International plc; Jefferies LLC; Rothschild & Co SCA; Standard Chartered Bank	1,197
18-Aug-16		Singapore Telecommunications Ltd (2.3613%)	Singapore	Temasek Holdings (Pte) Ltd	Lazard	1,194
5-Jul-16	5-Oct-16	Nirvana Asia Ltd	Malaysia	CVC Capital Partners Ltd	UBS AG; Sommerley Capital Ltd; JPMorgan Chase & Co	1,052

## About Dealogic

Dealogic offers integrated content, analytics, and technology via targeted products and services to top financial firms worldwide. Whether working in capital markets, sales and trading, banking, or compliance, firms rely on the Dealogic platform to connect and more effectively identify opportunities, execute deals, and manage risk. With more than 30 years' experience and a deep understanding of financial markets, Dealogic is the most trusted partner globally.

If you have any queries regarding this market review, please reach out to [globalinfo@dealogic.com](mailto:globalinfo@dealogic.com), visit our website, or contact any of our offices below.

 [dealogic.com](http://dealogic.com)

 [twitter.com/dealogic](https://twitter.com/dealogic)

 [linkedin.com/company/dealogic](https://linkedin.com/company/dealogic)



**New York**  
(+1) 212 577 4400

**Tokyo**  
(+813) 6731 2000

**Budapest**  
(+36) 1 411 8500

**London**  
(+44) 20 7440 6000

**Sydney**  
(+61) 2 8249 4438

**Sao Paulo**  
(+55) 11 3443 6303

**Hong Kong**  
(+852) 3698 4700

**Mumbai**  
(+91) 22 6162 3032

**Beijing**  
(+86) 10 6535 0338