

# Malaysian & ASEAN M&A Market Review

## 1 Jan – 30 June 2017

### MALAYSIA ANNOUNCED M&A ADVISOR RANKING – 1 Jan – 30 June 2017

Rank	Advisor Parent	\$m	No.	%Shr	H1 16 Rank
1	RHB Capital Bhd	1,140	8	15.2	2
2	Maybank	1,138	7	15.2	4
3	Affin Investment Bank Bhd	1,087	5	14.5	15
4	CIMB Group	661	10	8.8	1
5	Kenanga Investment Bank Bhd	597	5	8.0	17
6	AmInvestment Bank Bhd	392	4	5.2	3
7	Anglo Chinese Securities Ltd	275	1	3.7	-
8	Citi	257	1	3.4	6
9	HSBC	169	2	2.3	-
10	Bank of America Merrill Lynch	121	1	1.6	-

### ASEAN ANNOUNCED M&A ADVISOR RANKING – 1 Jan – 30 June 2017

Rank	Advisor Parent	\$m	No.	%Shr	H1 16 Rank
1	Citi	5,344	7	10.4	15
2	Morgan Stanley	4,915	7	9.6	1
3	Lazard	3,499	4	6.8	19
4	Credit Suisse	3,385	10	6.6	2
5	CIMB Group	3,149	15	6.1	21
6	DBS	2,701	3	5.3	43
7	Bank of America Merrill Lynch	2,355	4	4.6	9
8	Barclays	1,904	1	3.7	31
9	Arma Partners	1,799	1	3.5	-
9	ABG Sundal Collier	1,799	1	3.5	-

### ASIA PACIFIC (EX. JAPAN) ANNOUNCED M&A ADVISOR RANKING – 1 Jan – 30 June 2017

Rank	Advisor Parent	\$m	No.	%Shr	H1 16 Rank
1	Goldman Sachs	53,609	43	11.8	1
2	UBS	51,498	27	11.4	6
3	Morgan Stanley	50,829	27	11.2	2
4	Bank of America Merrill Lynch	50,724	28	11.2	14
5	Citi	31,819	31	7.0	13
6	Rothschild & Co	22,509	22	5.0	25
7	Credit Suisse	19,192	26	4.2	3
8	Deutsche Bank	17,114	15	3.8	23
9	China International Capital Corp Ltd	16,439	20	3.6	5
10	JPMorgan	16,359	23	3.6	4

### MALAYSIA COMPLETED M&A ADVISOR RANKING – 1 Jan – 30 June 2017

Rank	Advisor Parent	\$m	No.	%Shr	H1 16 Rank
1	CIMB Group	713	5	12.7	4
2	RHB Capital Bhd	664	7	11.8	9
3	Credit Suisse	388	2	6.9	-
4	Maybank	370	3	6.6	1
5	Astramina Advisory Sdn Bhd	367	2	6.6	23
6	AmInvestment Bank Bhd	345	4	6.2	6
7	UOB-Kay Hian Holdings Ltd	284	1	5.1	-
8	Affin Investment Bank Bhd	260	4	4.6	18
9	Citi	257	1	4.6	14
10	Khazanah Nasional Bhd	95	4	1.7	19

### ASEAN COMPLETED M&A ADVISOR RANKING – 1 Jan – 30 June 2017

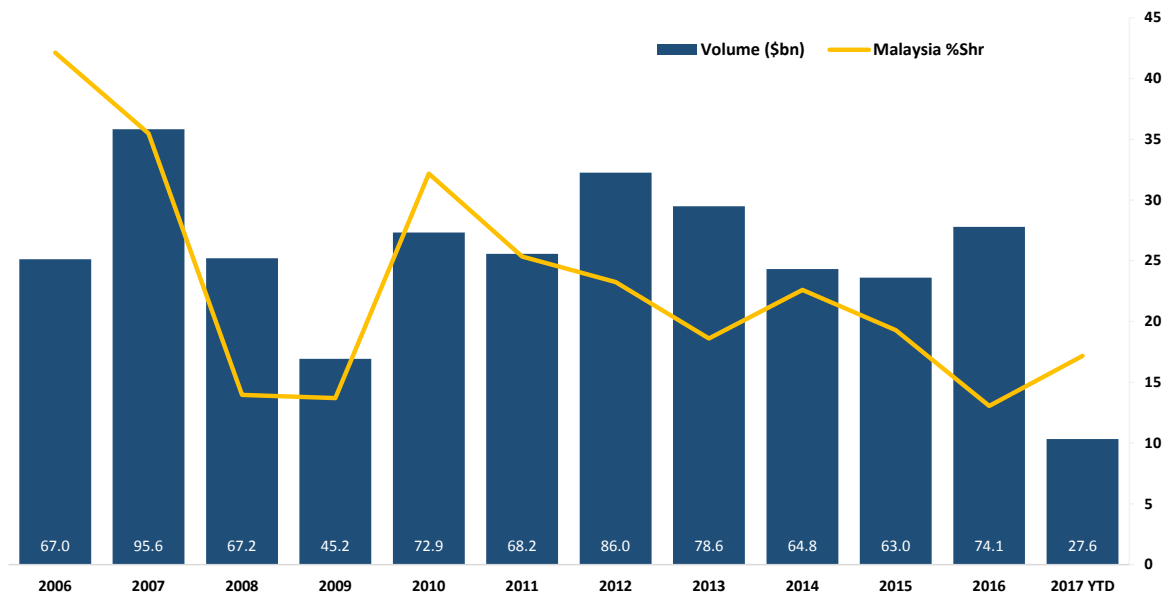
Rank	Advisor Parent	\$m	No.	%Shr	H1 16 Rank
1	Morgan Stanley	6,385	8	15	2
2	Credit Suisse	4,564	13	11	7
3	JPMorgan	3,908	5	9	6
4	Lazard	3,499	4	8	27
5	Wells Fargo Securities	2,656	1	6	-
6	UBS	2,423	1	6	15
6	BMO Capital Markets	2,423	1	6	-
8	Evercore Partners Inc	1,991	4	5	25
9	Citi	1,857	4	4	16
10	Arma Partners	1,799	1	4	-

### ASIA PACIFIC (EX. JAPAN) COMPLETED M&A ADVISOR RANKING – 1 Jan – 30 June 2017

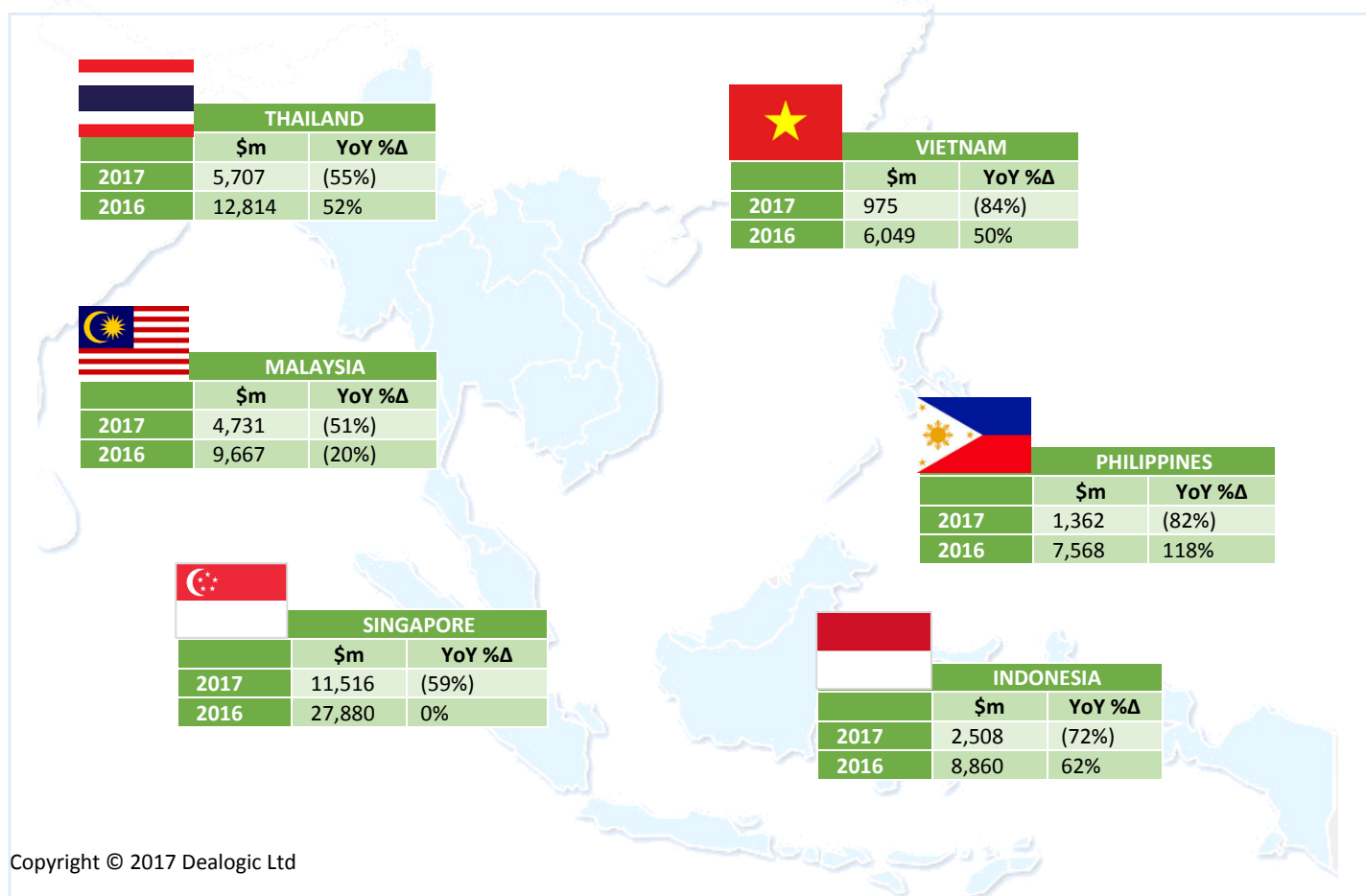
Rank	Advisor Parent	\$m	No.	%Shr	H1 16 Rank
1	Morgan Stanley	89,585	27	19.7	2
2	JPMorgan	82,129	17	18.1	4
3	China International Capital Corp	81,201	27	17.9	6
4	UBS	79,286	18	17.4	3
5	Goldman Sachs	60,226	31	13.2	1
6	Credit Suisse	57,558	29	12.7	5
7	HSBC	47,671	11	10.5	20
8	China Construction Bank Corp	44,981	6	9.9	149
9	ALANTRA	44,590	2	9.8	-
9	Lakeside Capital Advisers LLC	44,590	2	9.8	-
9	Dyal Co LLC	44,590	1	9.8	-
9	China CITIC Bank Corp Ltd	44,590	1	9.8	-

Note: all \$ figures are denominated in US dollars. Asia Pacific includes North Asia, ASEAN, Australasia and Indian sub-continent.

### ASEAN-TARGETED ANNOUNCED M&A VOLUME BY FULL YEAR



### ASEAN ANNOUNCED M&A VOLUME BY TOP TARGET NATIONS – 1 Jan – 30 June 2017



## TOP 5 MALAYSIA-TARGETED ANNOUNCED M&A TRANSACTIONS – Q2 2017

Announced	Completed	Target	Acquiror	All Advisors	Acquiror Nation	\$m
14th Apr 2017		I&P Group Sdn Bhd	SP Setia Bhd	Maybank Affin Hwang Investment Bank Bhd	Malaysia	828
31st May 2017		Bukit Jalil Sentral Property Sdn Bhd	Employees Provident Fund Board - EPFB	RHB Investment Bank Bhd	Malaysia	333
26th May 2017	16th Jun 2017	Bank of Nova Scotia Bhd	Cathay Financial Holding Co Ltd	Citi	Taiwan	257
26th Apr 2017	26th Apr 2017	Tokuyama Malaysia Sdn Bhd (83.4632%)	OCI Co Ltd		South Korea	176
24th May 2017		Lotus Advance Technologies Sdn Bhd	Zhejiang Geely Holding Group Co Ltd (51% / 49%) Albukhary Corp Sdn Bhd	HSBC Holdings plc	China	130


## TOP 5 ASEAN-TARGETED ANNOUNCED M&A TRANSACTIONS – Q2 2017

Announced	Completed	Target	Target Nation	Acquiror	All Advisors	\$m
3rd Apr 2017		Shopping Centres (Jurong Point mall)	Singapore	Mercatus Co-operative Ltd		1,575
9th Apr 2017		CWT Ltd	Singapore	HNA Group Co Ltd	Credit Suisse (Singapore) Ltd DBS Oriental Patron Asia Ltd	1,499
4th May 2017	4th May 2017	PT Go-Jek Indonesia (40%)	Indonesia	Tencent Holdings Ltd		1,200
28th Jun 2017	28th Jun 2017	Lazada South East Asia Pte Ltd - Lazada (32%)	Singapore	Alibaba Group Holding Ltd	Morgan Stanley	1,000
17th Apr 2017		Thai Hotel Investment Freehold & Leasehold Property Fund (66.98%)	Thailand	Thai Charoen Corp Group - TCC Group	CIMB Investment Bank Bhd	875


## About Dealogic

Dealogic offers integrated content, analytics, and technology via targeted products and services to top financial firms worldwide. Whether working in capital markets, sales and trading, banking, or compliance, firms rely on the Dealogic platform to connect and more effectively identify opportunities, execute deals, and manage risk. With more than 30 years' experience and a deep understanding of financial markets, Dealogic is the most trusted partner globally.

If you have any queries regarding this market review, please reach out to [globalinfo@dealogic.com](mailto:globalinfo@dealogic.com), visit our website, or contact any of our offices below.

 [dealogic.com](http://dealogic.com)

 [twitter.com/dealogic](https://twitter.com/dealogic)

 [linkedin.com/company/dealogic](https://www.linkedin.com/company/dealogic)



**New York**  
(+1) 212 577 4400

**Tokyo**  
(+813) 6731 2000

**Budapest**  
(+36) 1 411 8500

**London**  
(+44) 20 7440 6000

**Sydney**  
(+61) 2 8249 4438

**Sao Paulo**  
(+55) 11 3443 6303

**Hong Kong**  
(+852) 3698 4700

**Mumbai**  
(+91) 22 6162 3032

**Beijing**  
(+86) 10 6535 0338